

Scaled data based on original data using
LM-79-08 Approved Method: Electrical and Photometric Measurements of Solid-
State Lighting Products

Test Report Prepared for
Cooper Lighting Solutions
(formerly Eaton)

Brand: INVUE

Report Number: P676572

Luminaire Tested: **CCW-SA-2E-740-U-T4FT-HSS**

Issue Date: 04/25/2023



Test Information

Test Method: LM-79-08
Report Number: P676572
Test Lab: INNOVATION CENTER(G1)
Issue Date: 04/25/2023
Manufacturer: COOPER LIGHTING SOLUTIONS (FORMERLY EATON)
Product Line: INVUE
Catalog Number: CCW-SA-2E-740-U-T4FT-HSS
Description: INVUE CLEAR CURVE Wall Pack MOUNT Light Square Luminaire @1050mA w/
T4FT distribution lens and House Side Shield
Light Source: (32) 4000K CCT, 70 CRI LEDs
Ballast/Driver: ELECTRONIC DRIVER

Summary

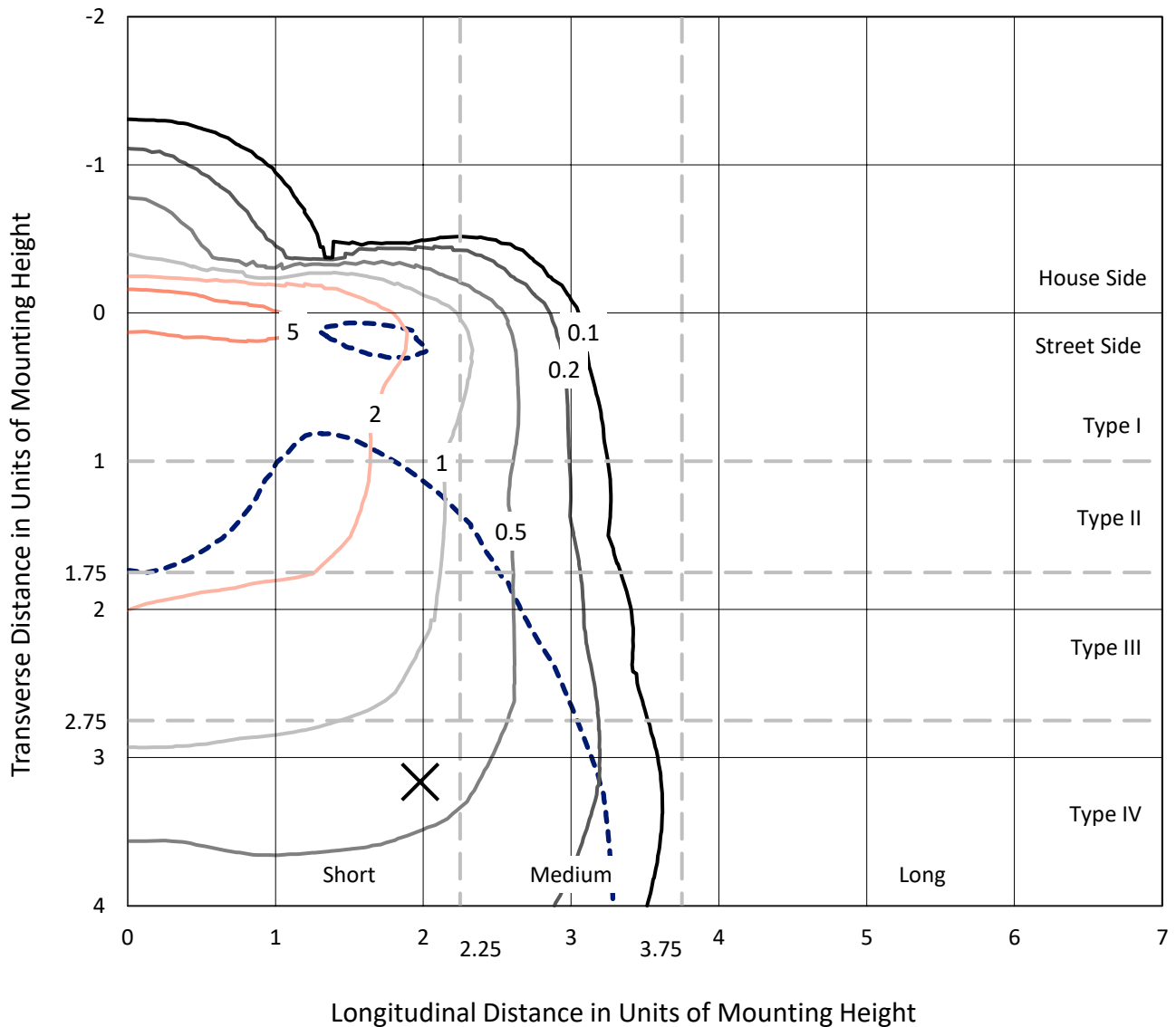
Lumens per Lamp: N/A
Luminaire Lumens: 9817.9 lumens
Efficiency: N/A
Efficacy: 92.1 lumens/watt
Luminous Opening: Rectangular (W 1' x L: 1' x H: 0')
IES Classification: Type IV - Short
BUG Rating: B1 - U0 - G3

Input Watts (W): 106.6
Input Voltage (V): 120
Input Current (A_{in}): NR
Voltage Rise (V): NR
Power Factor: NR
Total Harmonic Distortion (THDi): NR
Frequency (hertz): 60
Stabilization Time: NR
Operation Time: NR
Ambient Temperature (°C): NR
Test Distance: 25 FT

REPORT NUMBER: P676572
 CATALOG NUMBER: CCW-SA-2E-740-U-T4FT-HSS

Iso-Footcandle Lines of Horizontal Illumination

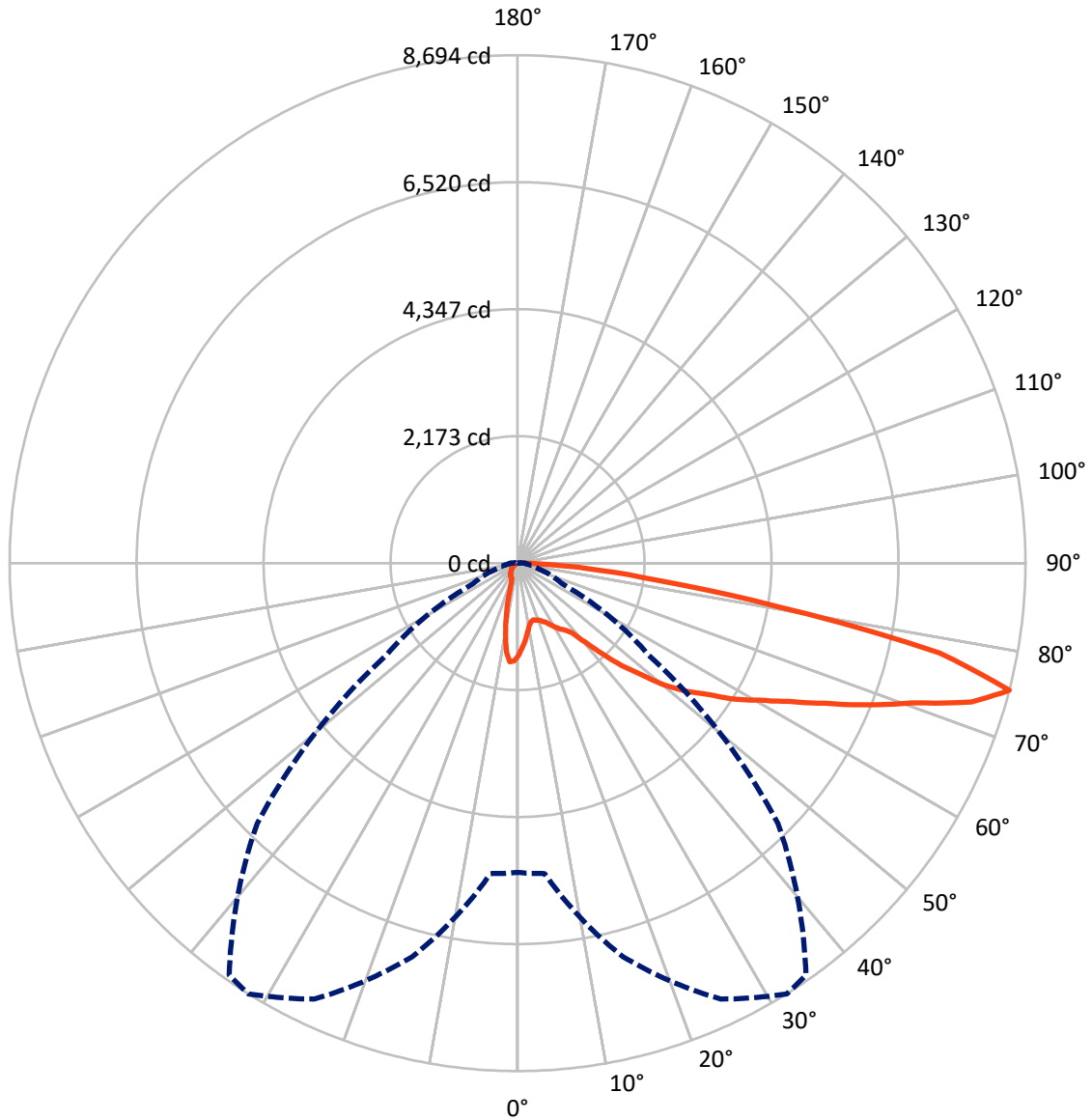
× Max cd
 - - - 1/2 Max cd



Based on 15 foot mounting height. Maximum calculated value = 7 fc
 Type IV - Short - N/A

REPORT NUMBER: P676572
CATALOG NUMBER: CCW-SA-2E-740-U-T4FT-HSS

Luminous Intensity Polar Plot



— Vertical Plane Through 32-Deg Lateral - - - Horizontal Cone Through 75-Deg Vertical

REPORT NUMBER: P676572

CATALOG NUMBER: CCW-SA-2E-740-U-T4FT-HSS

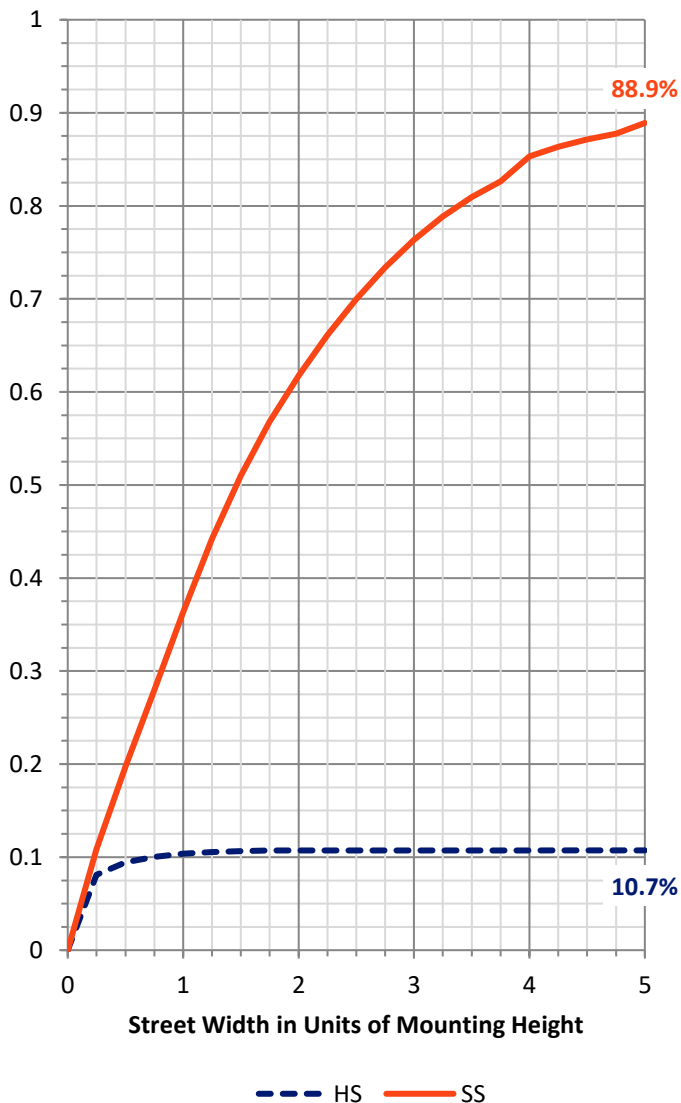
FLUX DISTRIBUTION:

		Downward	Upward	Total
House Side	Lumens	1060.6	0.0	1060.6
	% Fixture	10.8	0.0	10.8
Street Side	Lumens	8757.3	0.0	8757.3
	% Fixture	89.2	0.0	89.2
Total	Lumens	9817.9	0.0	9817.9
	% Fixture	100.0	0.0	100.0

Coefficient of Utilization

ZONAL LUMENS:

Zone	Lumens	% Fixture
0°-10°	139.3	1.4
10°-20°	316.3	3.2
20°-30°	473.6	4.8
30°-40°	726.9	7.4
40°-50°	1271.2	12.9
50°-60°	1987.1	20.2
60°-70°	2569.0	26.2
70°-80°	2092.4	21.3
80°-90°	242.2	2.5
90°-100°	0.0	0.0
100°-110°	0.0	0.0
110°-120°	0.0	0.0
120°-130°	0.0	0.0
130°-140°	0.0	0.0
140°-150°	0.0	0.0
150°-160°	0.0	0.0
160°-170°	0.0	0.0
170°-180°	0.0	0.0
0°-90°	9817.9	100.0
0°-180°	9817.9	100.0



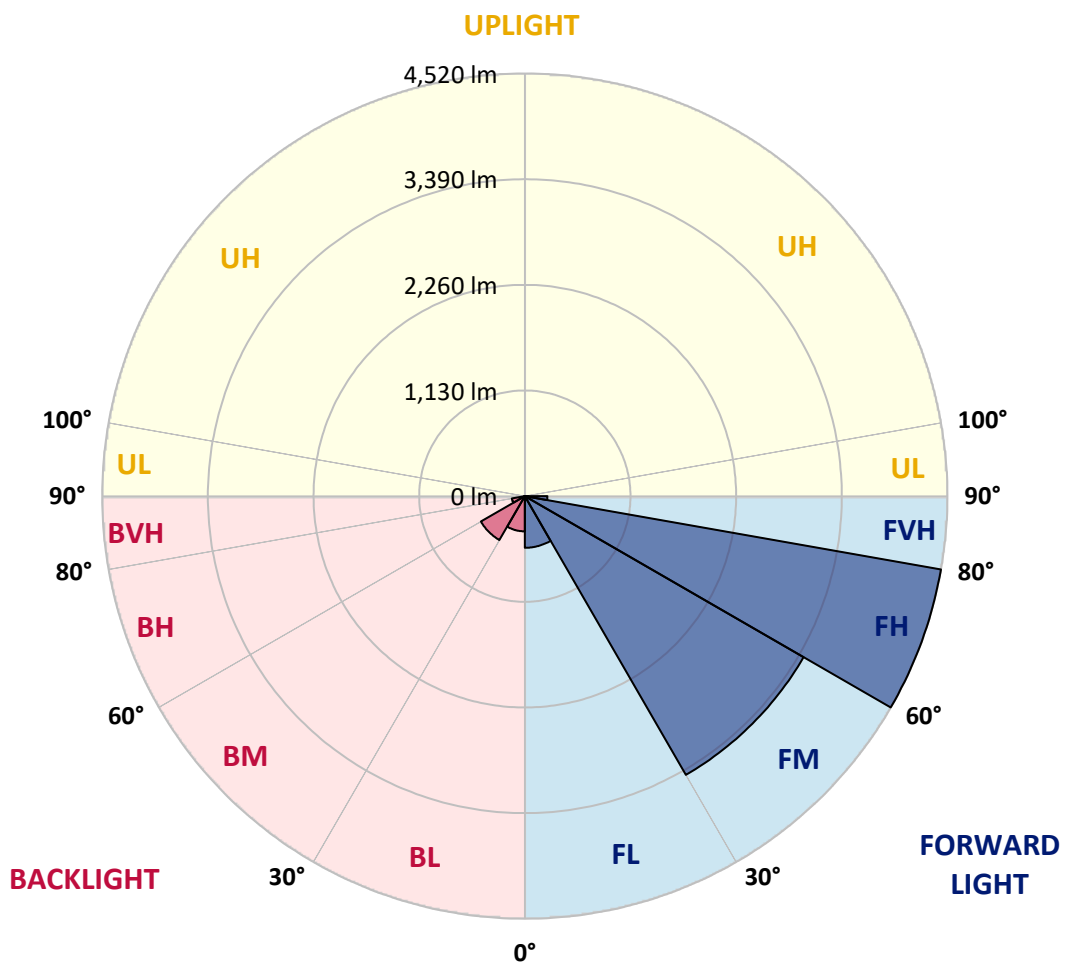
REPORT NUMBER: P676572
 CATALOG NUMBER: CCW-SA-2E-740-U-T4FT-HSS

LUMINAIRE CLASSIFICATION SYSTEM LUMEN TABLE AND BUG RATING:

Zone	Lumens	% Fixture	Zone Rating/Lumen Limit		
			B	U	G
FL (0°-30°)	552.4	5.6			
FM (30°-60°)	3442.6	35.1			
FH (60°-80°)	4520.3	46.0			G2/5000
FVH (80°-90°)	242.0	2.5			G3/500
BL (0°-30°)	376.8	3.8	B1/500		
BM (30°-60°)	542.6	5.5	B1/1000		
BH (60°-80°)	141.1	1.4	B1/500		G1/500
BVH (80°-90°)	0.2	0.0			G0/10
UL (90°-100°)	0.0	0.0		U0/0	
UH (100°-180°)	0.0	0.0		U0/0	

BUG Rating: B1-U0-G3

Type IV Short





REPORT NUMBER: P676572

CATALOG NUMBER: CCW-SA-2E-740-U-T4FT-HSS

CANDELA DISTRIBUTION (FULL):

	0°	5°	15°	25°	32°	35°	45°	55°	65°	75°	85°
0°	1585.3	1585.3	1585.3	1585.3	1585.3	1585.3	1585.3	1585.3	1585.3	1585.3	1585.3
2.5°	1421.7	1441.9	1439.3	1451.9	1454.4	1462.0	1479.6	1479.6	1529.9	1565.2	1587.8
5°	1293.4	1280.8	1285.8	1300.9	1338.7	1336.2	1378.9	1401.6	1462.0	1512.3	1565.2
7.5°	1134.9	1132.3	1142.4	1177.6	1205.3	1228.0	1273.3	1331.1	1411.7	1487.2	1580.3
10°	1034.2	1029.2	1049.3	1059.4	1092.1	1107.2	1177.6	1268.2	1363.9	1472.1	1580.3
12.5°	1011.6	993.9	1004.0	1001.5	1031.7	1039.2	1107.2	1217.9	1333.7	1467.0	1600.4
15°	1024.1	1011.6	1001.5	1001.5	1009.0	1014.1	1087.1	1185.2	1316.0	1474.6	1645.7
17.5°	1064.4	1056.9	1026.7	996.5	1029.2	1029.2	1074.5	1177.6	1318.6	1497.2	1701.0
20°	1112.2	1104.7	1051.8	1016.6	1039.2	1064.4	1112.2	1195.3	1326.1	1514.8	1786.6
22.5°	1165.1	1165.1	1092.1	1051.8	1082.0	1084.5	1170.1	1250.6	1356.3	1560.1	1842.0
25°	1230.5	1225.5	1155.0	1109.7	1119.8	1147.4	1225.5	1311.0	1411.7	1623.0	1945.1
27.5°	1316.0	1308.5	1225.5	1180.2	1192.7	1222.9	1311.0	1396.6	1462.0	1648.2	2033.2
30°	1386.5	1378.9	1311.0	1243.1	1270.7	1298.4	1401.6	1477.1	1524.9	1696.0	2133.8
32.5°	1401.6	1389.0	1343.7	1313.5	1343.7	1396.6	1477.1	1555.1	1628.1	1816.8	2325.1
35°	1575.2	1529.9	1411.7	1363.9	1409.1	1426.8	1560.1	1698.5	1769.0	1912.4	2539.0
37.5°	1907.4	1864.6	1708.6	1575.2	1512.3	1532.4	1706.1	1877.2	1945.1	2091.1	2773.0
40°	2315.0	2244.6	2078.5	1899.8	1771.5	1746.3	1859.6	2111.2	2176.6	2315.0	3080.0
42.5°	2780.5	2712.6	2455.9	2244.6	2113.7	2081.0	2098.6	2383.0	2438.3	2521.4	3281.3
45°	3115.2	3080.0	2790.6	2601.9	2498.7	2463.5	2420.7	2679.9	2750.3	2778.0	3573.2
47.5°	3309.0	3283.8	3122.8	2994.4	2856.0	2818.3	2846.0	3092.6	3044.8	3067.4	3852.5
50°	3568.2	3502.7	3283.8	3324.1	3296.4	3286.3	3334.1	3442.3	3371.9	3306.5	4157.0
52.5°	3777.0	3661.3	3507.8	3605.9	3648.7	3686.4	3855.0	3935.5	3621.0	3520.3	4353.2
55°	3905.3	3794.6	3834.9	3925.5	3970.8	4144.4	4343.2	4282.8	3784.6	3691.5	4614.9
57.5°	4021.1	4028.6	4136.8	4164.5	4396.0	4426.2	4808.7	4612.4	3900.3	3847.5	4718.1
60°	4300.4	4272.7	4360.8	4539.5	4760.9	4929.5	5294.4	4833.9	3958.2	3928.0	4690.4
62.5°	4803.7	4632.6	4662.8	4889.2	5213.8	5397.5	5573.7	4934.5	3943.1	3940.6	4607.4
65°	5442.8	5246.5	5156.0	5367.3	5787.6	6046.7	5888.2	5047.8	3842.4	3912.9	4297.9
67.5°	5973.8	5976.3	5807.7	5926.0	6474.5	6529.9	6185.1	5025.1	3673.8	3694.0	3543.0
70°	6585.2	6668.3	6519.8	6889.7	7164.0	7199.2	6524.8	4838.9	3311.5	2785.6	2035.7
72.5°	6741.2	6784.0	7247.0	7815.7	8125.2	8135.3	6859.5	4217.4	2179.1	1230.5	631.6
75°	5294.4	5334.6	6975.3	8233.4	8693.9	8605.8	6300.9	2737.8	848.0	359.8	151.0
77.5°	2954.2	2966.8	4330.6	6655.7	7375.4	7020.6	4413.6	1066.9	342.2	206.3	70.5
80°	807.7	948.7	1605.4	3281.3	4504.2	4421.2	2101.1	347.3	221.4	161.0	32.7
82.5°	193.8	208.9	515.8	1451.9	2380.4	2483.6	626.6	176.1	153.5	133.4	17.6
85°	70.5	78.0	158.5	707.1	1222.9	1122.3	188.7	88.1	113.2	103.2	7.5
87.5°	25.2	25.2	50.3	231.5	357.3	269.2	62.9	30.2	57.9	62.9	2.5
90°	0.0	0.0	0.0	0.0	0.0	0.0	0.0	0.0	0.0	0.0	0.0



REPORT NUMBER: P676572

CATALOG NUMBER: CCW-SA-2E-740-U-T4FT-HSS

CANDELA DISTRIBUTION (continued):

	90°	95°	105°	115°	125°	135°	145°	155°	165°	175°	180°
0°	1585.3	1585.3	1585.3	1585.3	1585.3	1585.3	1585.3	1585.3	1585.3	1585.3	1585.3
2.5°	1590.3	1590.3	1625.5	1655.7	1665.8	1678.4	1665.8	1693.5	1691.0	1678.4	1683.4
5°	1592.8	1638.1	1668.3	1688.5	1698.5	1696.0	1701.0	1670.8	1653.2	1640.6	1628.1
7.5°	1605.4	1648.2	1703.6	1698.5	1670.8	1613.0	1567.7	1487.2	1409.1	1406.6	1394.0
10°	1648.2	1685.9	1718.7	1698.5	1597.9	1421.7	1278.3	1170.1	1072.0	1026.7	1031.7
12.5°	1678.4	1748.8	1733.8	1630.6	1421.7	1190.2	978.9	820.3	732.3	649.2	649.2
15°	1741.3	1766.5	1761.4	1532.4	1205.3	928.5	671.9	510.8	417.7	380.0	374.9
17.5°	1801.7	1829.4	1743.8	1384.0	991.4	624.0	407.6	317.1	304.5	299.4	302.0
20°	1877.2	1879.7	1728.7	1235.5	744.8	395.1	291.9	284.3	286.9	284.3	284.3
22.5°	1957.7	1975.3	1675.9	1026.7	495.7	286.9	271.8	274.3	274.3	274.3	281.8
25°	2063.4	2035.7	1592.8	827.9	324.6	264.2	264.2	266.7	266.7	266.7	269.2
27.5°	2133.8	2096.1	1487.2	596.4	254.1	249.1	254.1	254.1	259.2	259.2	259.2
30°	2279.8	2181.7	1353.8	385.0	229.0	236.5	241.6	246.6	249.1	254.1	256.7
32.5°	2393.0	2257.1	1187.7	256.7	208.9	213.9	226.5	236.5	246.6	244.1	244.1
35°	2599.4	2380.4	1034.2	203.8	191.2	191.2	203.8	221.4	236.5	241.6	241.6
37.5°	2835.9	2481.1	820.3	186.2	176.1	176.1	183.7	203.8	224.0	234.0	229.0
40°	3032.2	2596.9	606.4	173.6	163.6	163.6	168.6	183.7	206.3	224.0	226.5
42.5°	3170.6	2682.4	410.2	161.0	153.5	151.0	158.5	166.1	183.7	208.9	213.9
45°	3296.4	2727.7	254.1	148.5	143.4	143.4	143.4	151.0	163.6	186.2	191.2
47.5°	3520.3	2778.0	183.7	138.4	130.8	133.4	135.9	138.4	148.5	153.5	156.0
50°	3709.1	2815.8	151.0	128.3	123.3	125.8	125.8	125.8	130.8	123.3	123.3
52.5°	3852.5	2778.0	128.3	118.3	113.2	115.8	113.2	113.2	108.2	98.1	98.1
55°	3958.2	2710.1	103.2	108.2	108.2	108.2	103.2	95.6	85.6	78.0	78.0
57.5°	3985.9	2594.3	80.5	90.6	98.1	98.1	88.1	78.0	65.4	57.9	55.4
60°	3943.1	2342.7	60.4	65.4	75.5	78.0	70.5	57.9	45.3	37.7	37.7
62.5°	3789.6	2143.9	47.8	42.8	55.4	57.9	50.3	37.7	25.2	17.6	15.1
65°	3497.7	1836.9	35.2	30.2	37.7	40.3	32.7	17.6	7.5	2.5	0.0
67.5°	2805.7	1384.0	22.6	20.1	25.2	25.2	15.1	5.0	0.0	0.0	0.0
70°	1552.6	777.5	15.1	10.1	12.6	7.5	2.5	0.0	0.0	0.0	0.0
72.5°	447.9	221.4	7.5	5.0	2.5	0.0	0.0	0.0	0.0	0.0	0.0
75°	120.8	52.8	5.0	2.5	0.0	0.0	0.0	0.0	0.0	0.0	0.0
77.5°	52.8	20.1	2.5	0.0	0.0	0.0	0.0	0.0	0.0	0.0	0.0
80°	22.6	7.5	0.0	0.0	0.0	0.0	0.0	0.0	0.0	0.0	0.0
82.5°	12.6	2.5	0.0	0.0	0.0	0.0	0.0	0.0	0.0	0.0	0.0
85°	5.0	0.0	0.0	0.0	0.0	0.0	0.0	0.0	0.0	0.0	0.0
87.5°	2.5	0.0	0.0	0.0	0.0	0.0	0.0	0.0	0.0	0.0	0.0
90°	0.0	0.0	0.0	0.0	0.0	0.0	0.0	0.0	0.0	0.0	0.0

(END OF REPORT)